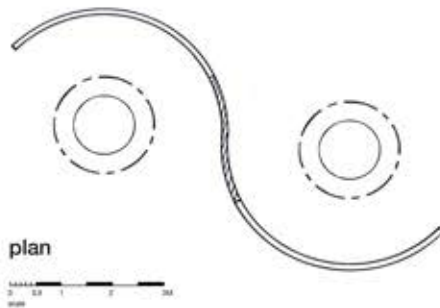


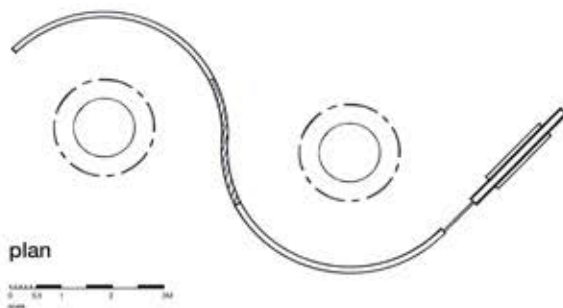
Layout A 9.5 m x 3.5 m (12.5 m x 6.5 m)
*measurement in brackets indicates
 minimum floor area needed*



details:

- 1 x 'S' shaped curved wall
- 2 x tables
- 2 x floor mats

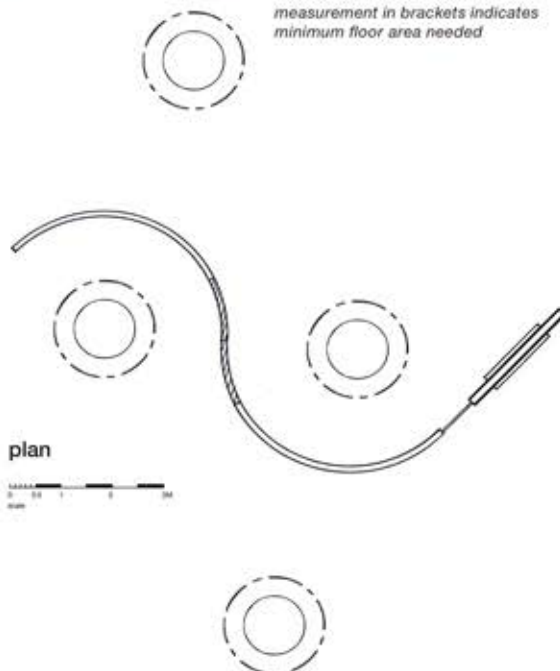
Layout B 11 m x 4.5 m (14 m x 7.5 m)
*measurement in brackets indicates
 minimum floor area needed*



details:

- 1 x 'S' shaped curved wall
- 1 x central feature unit
- 2 x tables
- 2 x floor mats

Layout C 11 m x 13 m (14 m x 16 m)
*measurement in brackets indicates
 minimum floor area needed*



details:

- 1 x 'S' shaped curved wall
- 1 x central feature unit
- 4 x tables
- 4 x floor mats